

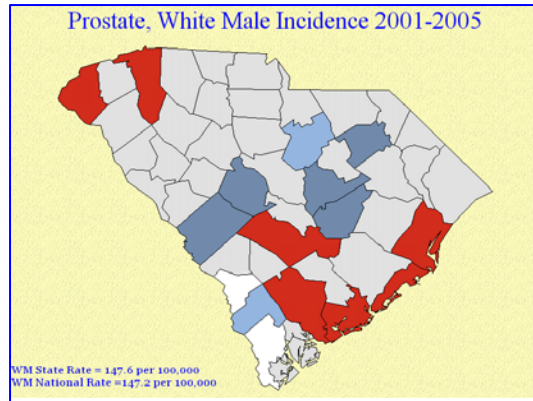
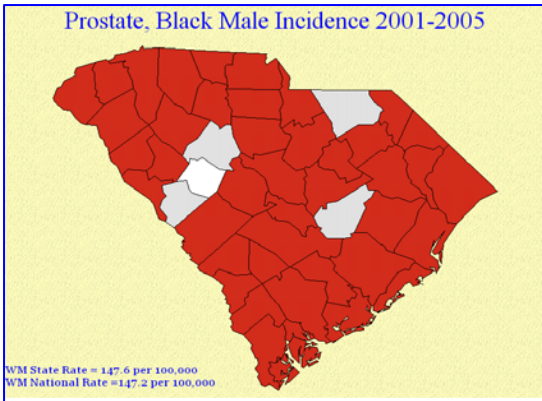
# Prostate Cancer in South Carolina

Where we are

*pictures*

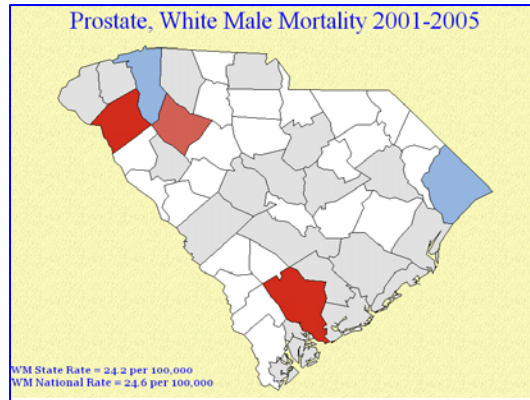
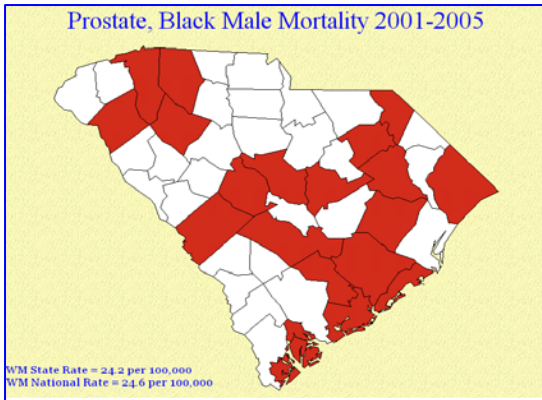
**Call to Action!**

A	B	C	D	F	NS*
---	---	---	---	---	-----



\* Counties that are not shaded have fewer than 20 cases/deaths of cancer over the 5 year period (2001-2005). Working with small numbers can lead to instability in the calculated age-adjusted rates for mortality and incidence. As a result statistics for these counties are not displayed.

*text*



\* Counties that are not shaded have fewer than 20 cases/deaths of cancer over the 5 year period (2001-2005). Working with small numbers can lead to instability in the calculated age-adjusted rates for mortality and incidence. As a result statistics for these counties are not displayed.

*text*