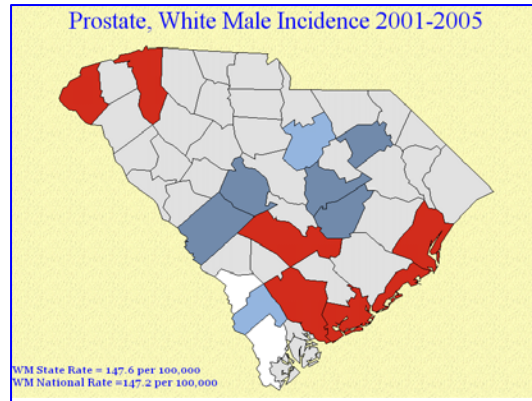
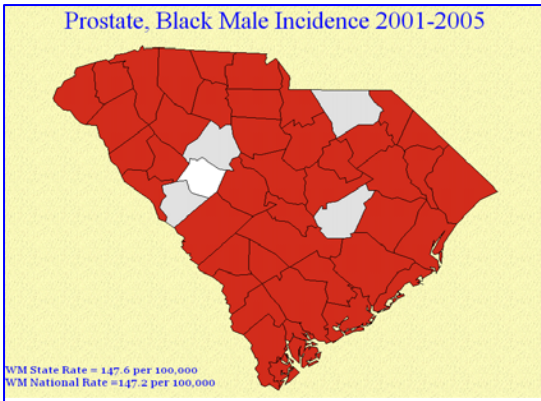


# Prostate Cancer in South Carolina

Where we are

*pictures*

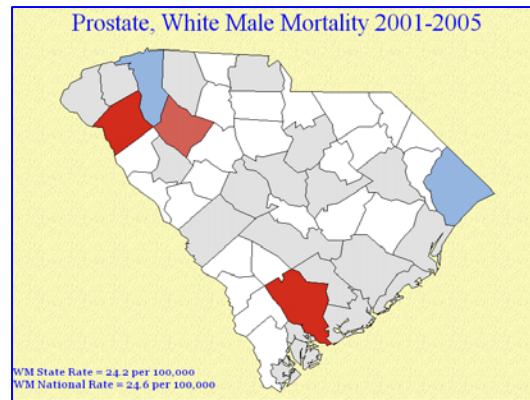
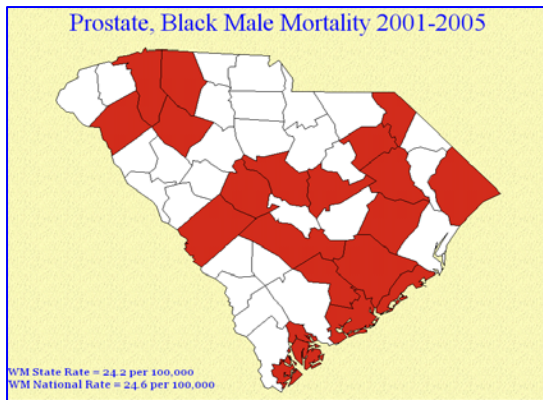
**Call to Action!**



\* Counties that are not shaded have fewer than 20 cases/deaths of cancer over the 5 year period (2001-2005). Working with small numbers can lead to instability in the calculated age-adjusted rates for mortality and incidence. As a result statistics for these counties are not displayed.

**Black Males:** In all but five counties (Edgefield, Saluda, Newberry, Chesterfield, and Clarendon) incidence rates for prostate cancer rated worse than the state and nation, Grade F.

**White Males:** Aiken, Lexington, Sumter, Clarendon, and Darlington counties rated best in the state, Grade A. Kershaw and Hampton rated better than the state or nation, Grade B. Oconee, Greenville, Orangeburg, Colleton, Charleston, and Georgetown rated worst in the state, Grade F. All other counties rated Grade C, no different from the state or the nation for cancer incidence.



\* Counties that are not shaded have fewer than 20 cases/deaths of cancer over the 5 year period (2001-2005). Working with small numbers can lead to instability in the calculated age-adjusted rates for mortality and incidence. As a result statistics for these counties are not displayed.

**Black Males:** Anderson, Greenville, Spartanburg, Laurens, Aiken, Lexington, Richland, Sumter, Orangeburg, Beaufort, Charleston, Dorchester, Berkeley, Williamsburg, Florence, Darlington, Marlboro, and Horry counties rated worst in the state, Grade F.

**White Males:** Greenville and Horry counties rated better than the state or nation, Grade B. Lauren county rated worse, Grade D. Anderson and Colleton counties rated worst in the state, Grade F. All other counties rated Grade C, no different.