

All Cancer Sites in South Carolina

Where we are?

text

Statistics for All Cancers Combined, 2001-2005

- South Carolina ranks 20th in the nation for overall cancer incidence, and 14th for overall cancer mortality.

text

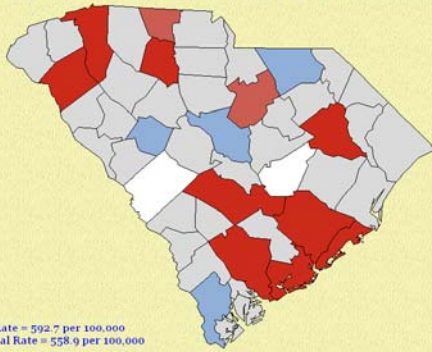
Call to Action!

text

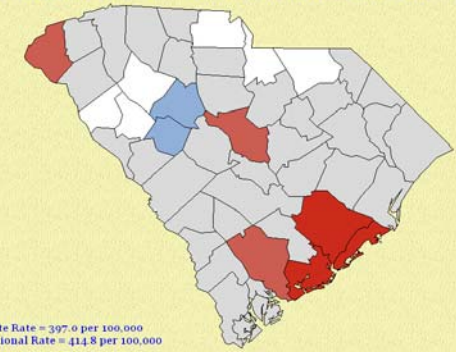


Males: Chesterfield, Jasper, Richland and Saluda counties rated better than the state/nation (Grade B). Cherokee and Kershaw (Grade D), and Anderson, Berkeley, Charleston, Colleton, Florence, Greenville, Orangeburg, and Union (GRADE F) all rated worse. All others rated no different. **Females:** Newberry and Saluda counties rated better (Grade B). Colleton (Grade D), Berkeley, Charleston, and Oconee counties (Grade F) rated worse. All others rated no different.

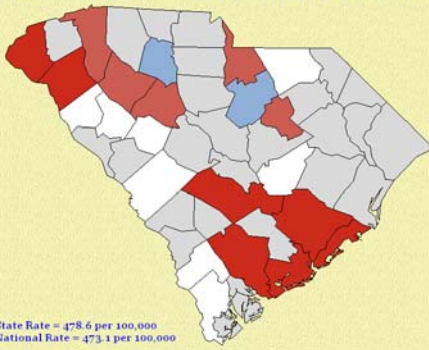
All Cancer Sites, Male Incidence 2001-2005



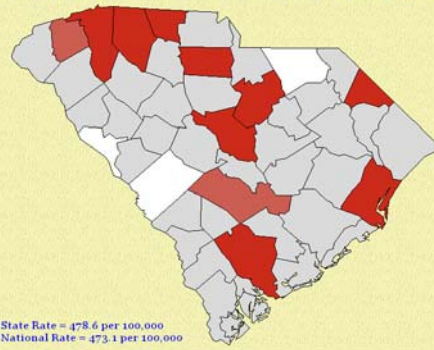
All Cancer Sites, Female Incidence 2001-2005



All Cancer Sites, White Incidence 2001-2005



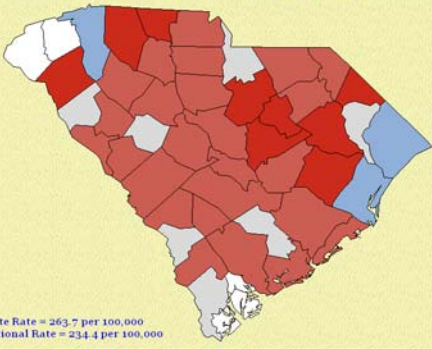
All Cancer Sites, Black Incidence 2001-2005



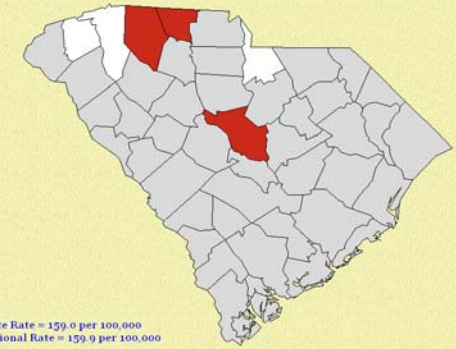
Whites: Kershaw and Union counties rated better than the state/nation (Grade B). Greenville, Laurens, Lancaster, Lee, and Newberry rated worse (Grade D). Anderson, Berkeley, Charleston, Colleton, Oconee, and Orangeburg rated worst (Grade F). All others rated no different. **Blacks:** No counties rated better than state/nation. Orangeburg and Pickens rated worse (Grade D). Cherokee, Chester, Colleton, Dillon, Georgetown, Greenville, Kershaw, Richland, and Spartanburg rated worst (Grade F). All others rated no different.

Males: Georgetown, Greenville, and Horry counties rated better than the state/nation (Grade B). 24 counties rated worse (Grade D). Anderson, Cherokee, Dillon, Florence, Greenville, Kershaw, Lee, Sumter, and Williamsburg rated worst (Grade F). **Females:** No counties rated better than the state/nation. Three rated worst: Cherokee, Richland, and Spartanburg (Grade F). All other counties rated no different.

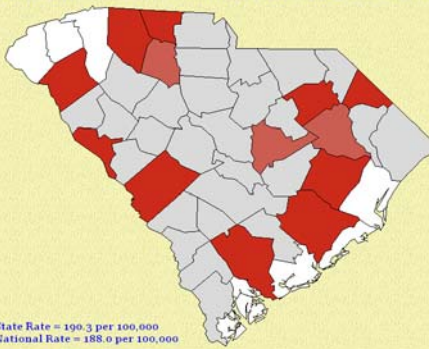
All Cancer Sites, Male Mortality 2001-2005



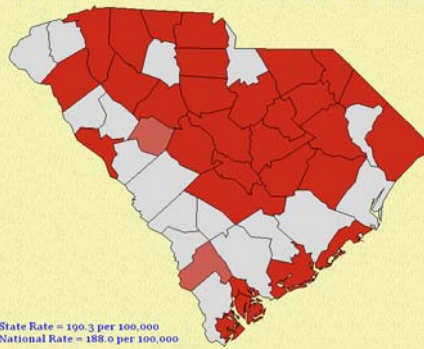
All Cancer Sites, Female Mortality 2001-2005



All Cancer Sites, White Mortality 2001-2005



All Cancer Sites, Black Mortality 2001-2005



Whites: No counties rated better than the state/nation. Florence, Sumter, and Union counties rated worse (Grade D). Aiken, Anderson, Berkeley, Cherokee, Colleton, Darlington, Dillon, McCormick, Spartanburg, and Williamsburg, counties rated worst (Grade F). The remaining counties rated no different. **Blacks:** No counties rated better than the state/nation. Hampton and Saluda counties rated worse (Grade D). 27 counties rated worst (Grade F) and 17 counties rated no different.

* Counties that are not shaded have fewer than 20 cases/deaths of cancer over the 5 year period (2001-2005). Working with small numbers can lead to instability in the calculated age-adjusted rates for mortality and incidence. As a result statistics for these counties are not displayed.